



---

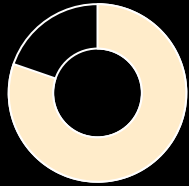
# GOTHAM GROWTH



# N.Y. CANNABIS MARKET OVERVIEW

**\$4.2 billion**

Est. Annual Revenue  
(by 2027)

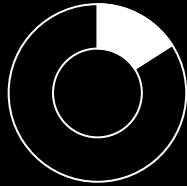


**78%**

of NY cannabis users  
prefer dried flower  
or leaf

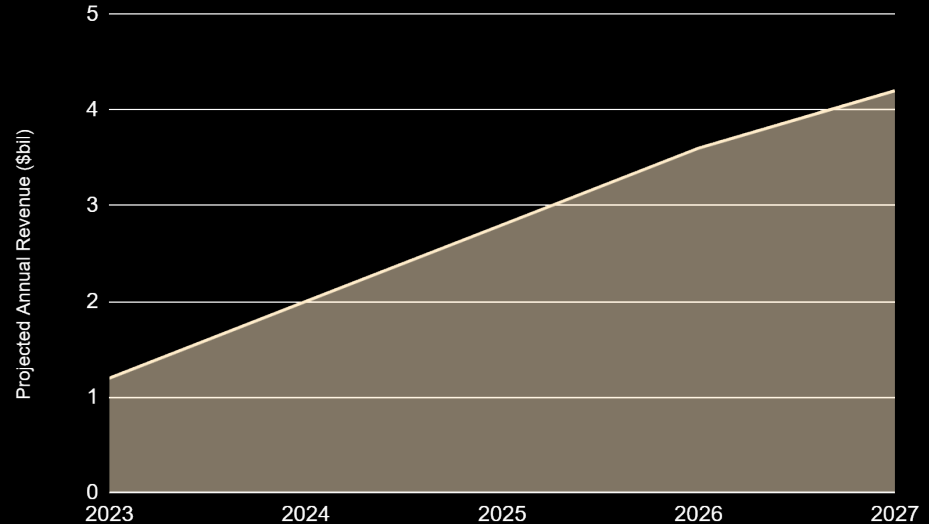
**60,000**

New Jobs  
(by 2027)



**16%**

of NY adults  
regularly consume  
Cannabis products



\*Financial information sourced from from Forbes, GVR, NY Market Research and other major media outlets.

# WHAT IS A GMP PROCESSOR?

**Good Manufacturing Practices (GMP)** are the systems and procedures implemented to ensure **consistent quality and safety** of all products.

**Good Manufacturing Practices** are the standards by which all successful processors operate and are utilized as the **backbone** of just about every **government** and independent quality-based agency.

Whether you're creating pharmaceuticals, food, dietary supplements or cannabis, GMPs are an integral part of **standard operating procedures** and **industry expectations**.

In preparation for upcoming NYS Cannabis Regulations, Gotham has created a 21 CFR 111 & 21 CFR 211 compliant GMP quality system.

# OUR COMPANY

---

Founded by lifelong New Yorkers on the principles of social responsibility and environmental sustainability, Gotham provides GMP compliant cannabis processing from seed to store shelf.



# OUR VALUES

## MISSION

Creating win-win relationships with coworkers and branding partners to provide unparalleled GMP compliant cannabis processing from seed to store shelf.



## VISION

To become New York's #1 ranked cannabis processor for quality products, social equity and positive community impact.






# WHAT WE OFFER



## FLOWER

Weigh and package



## EDIBLES

Gummies, hard candy and other cannabis-infused products



## PREROLLS

Pre-rolled cannabis joints



## EXTRACTIONS

High yield solvent and solventless extracts



## VAPE CARTRIDGES

THC cartridges (for use in vape pens) and disposables

# CREATING A POSITIVE IMPACT ON NEW YORK



## SOCIAL RESPONSIBILITY

Empowering communities, promoting social justice and diversity, equity and inclusion



## ENVIRONMENTAL SUSTAINABILITY

Ongoing efforts to conserve natural resources and protect global ecosystems



## B.U.D.S™

**Building Urban Development Strategies**  
Gotham's initiative to educate and invest in local urban communities



# Financial Projections

Profit & Loss Statement					
	YEAR 1	YEAR 2	YEAR 3	YEAR 4	YEAR 5
\$					
Revenue	2,758,594	8,548,375	40,276,519	54,945,000	60,036,429
COGS - Cost of Goods Sold	1,278,148	3,960,747	18,661,454	25,457,850	27,816,879
Gross Profit	1,480,445	4,587,628	21,615,065	29,487,150	32,219,550
% of revenue	54%	54%	54%	54%	54%
SG&A Expenses					
G&A Expenses - Initial & General Costs	154,000	109,200	114,400	119,600	124,800
G&A Expenses - Retail	318,000	333,900	349,800	365,700	381,600
Other Salaries & Benefits	588,000	617,400	646,800	676,200	705,600
SG&A Expenses - Misc.	55,800	58,590	61,380	64,170	66,960
Total SG&A Expenses	1,115,800	1,119,090	1,172,380	1,225,670	1,278,960
Operating Income (EBITDA)	364,645	3,468,538	20,442,685	28,261,480	30,940,590
% of revenue	13%	41%	51%	51%	52%
Depreciation and Amortization	88,333	130,000	130,000	130,000	130,000
Earnings Before Interest & Taxes (EBIT)	276,312	3,338,538	20,312,685	28,131,480	30,810,590
Interest Expense	-	-	-	-	-
Earnings Before Taxes (EBT)	276,312	3,338,538	20,312,685	28,131,480	30,810,590
Income Tax	444,134	1,376,288	6,484,520	8,846,145	9,665,865
Net Income	(167,822)	1,962,249	13,828,166	19,285,335	21,144,725
% of revenue	-6%	23%	34%	35%	35%

Balance Sheet					
	YEAR 1	YEAR 2	YEAR 3	YEAR 4	YEAR 5
\$					
Assets					
Current Assets					
Cash	376,234	2,314,811	14,478,784	33,681,976	54,744,558
Receivables	244,277	397,950	2,192,143	2,404,286	2,616,429
Inventory	168,033	285,079	1,571,861	1,725,311	1,878,761
Total Current Assets	788,545	2,997,840	18,242,787	37,811,572	59,239,747
Long Term Assets					
Property Plant & Equipment (PPE), gross	1,300,000	1,300,000	6,300,000	6,300,000	6,300,000
Accumulated Depreciation	(88,333)	(218,333)	(348,333)	(478,333)	(608,333)
PP&E, net	1,211,667	1,081,667	5,951,667	5,821,667	5,691,667
Total Assets	2,000,212	4,079,507	24,194,454	43,633,239	64,931,414
Liabilities					
Current Liabilities					
Accounts Payable	168,033	285,079	1,571,861	1,725,311	1,878,761
Total Current Liabilities	168,033	285,079	1,571,861	1,725,311	1,878,761
Long Term Liabilities	0	0	0	0	0
Total Liabilities	168,033	285,079	1,571,861	1,725,311	1,878,761
Equity					
Paid-in Capital/Drawings	2,000,000	2,000,000	7,000,000	7,000,000	7,000,000
Retained Earnings	(167,822)	1,794,428	15,622,593	34,907,928	56,052,653
Current Period Retained Earnings	1,832,178	3,794,428	22,622,593	41,907,928	63,052,653
Total Equity	1,832,178	3,794,428	22,622,593	41,907,928	63,052,653
Total Liabilities and Equity	2,000,212	4,079,507	24,194,454	43,633,239	64,931,414



# Financial Projections (continued)

Cash Flows Statement						
	\$	YEAR 1	YEAR 2	YEAR 3	YEAR 4	YEAR 5
Net Income		(167,822)	1,962,249	13,828,166	19,285,335	21,144,725
<b>Cash Flow from Operations</b>						
Depreciation		88,333	130,000	130,000	130,000	130,000
Change in Receivables		(244,277)	(153,673)	(1,794,193)	(212,143)	(212,143)
Change in Inventory		(168,033)	(117,046)	(1,286,782)	(153,450)	(153,450)
Change in Accounts Payable		168,033	117,046	1,286,782	153,450	153,450
Total Cash Flow from Operations		(323,766)	1,938,577	12,163,973	19,203,192	21,062,582
<b>Cash Flow from Investing</b>						
Capital Expenditures (CAPX)		(1,300,000)	0	(5,000,000)	0	0
Other		0	0	0	0	0
Total Cash Flow from Investing		(1,300,000)	0	(5,000,000)	0	0
<b>Cash Flow from Financing</b>						
Revolver Issuance / (Repayment)		0	0	0	0	0
Long-Term Debt Issuance / (Repayment)		0	0	0	0	0
Paid in Capital		2,000,000	0	5,000,000	0	0
Drawings (profit share)		0	0	0	0	0
Total Cash Flow from Financing		2,000,000	0	5,000,000	0	0
Total Change in Cash		376,234	1,938,577	12,163,973	19,203,192	21,062,582
Beginning Period Cash		0	376,234	2,314,811	14,478,784	33,681,976
Ending Period Cash		376,234	2,314,811	14,478,784	33,681,976	54,744,558

# Opportunity

## Raise

- \$500k

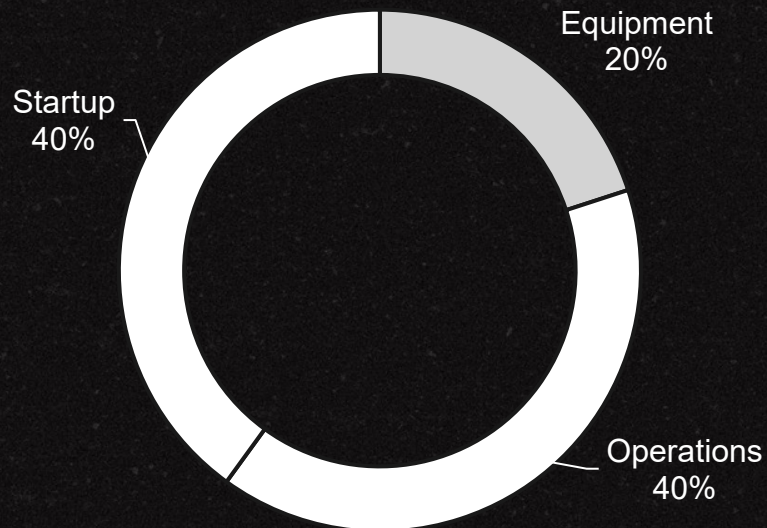
## Minimum Buy-In

- \$25k

## Instrument

- Equity Shares

## Use of Proceeds





# Executive Team



**Daniel A. Johnston, Esq.**  
General Counsel

- Principal Attorney of Johnston Law since 2018
- Start-up advisor and consultant in the cannabis space with experience assisting mature legal cannabis operations with litigation support in New York
- Former criminal prosecutor for Nassau County
- Frequent speaker on the state of New York cannabis law



**Michael Koschitz**  
Chief Executive Officer

- Hired, trained and managed a staff of 46 employees in a cGMP compliant facility
- Accomplished entrepreneur that has generated over \$30mil in five years
- Over 18 years of experience in business management, naturopathy and manufacturing



**James Justice**  
Chief Business  
Development Officer

- Experienced business development professional
- Responsible for rapid growth and scale of over \$25mil over a four-year period
- Experienced in optimizing facilities for minimal environmental impact



**Christopher Strk**  
Chief Operations Officer

- Managing Director of Gold Standard Hemp
- Experience delivering compliance and results in highly regulated industries
- Cannabis Cultivator since 2002

# Board of Advisors



## Sandy Milord, Esq.

### Compliance Focus

- Former Criminal Prosecutor
- Former New York City Law Dept.
- Former Port Authority Dept.
- Former private practice, Municipal Defense
- Licensed in New York, New Jersey, Georgia, and Supreme Court of the United States
- Former Vice Chair LGBTQ+ Division, Metropolitan Black Bar Association



## Nicole Strk

### Health and Wellness Focus

- Certified Health Fitness Specialist by the American College of Sports Medicine
- 17 years experience providing holistic and natural treatment for a variety of physical ailments and health issues
- Experienced nutritional consultant



## Mauricio Vides

### Tech and Web Development Focus

- 10+ years developing best-in-class websites and assisting small business develop their e-commerce presence
- Former Board Member, Mineola and Westbury Chambers of Commerce





# THANK YOU!



Do you have any questions?

[info@gothamgrow.com](mailto:info@gothamgrow.com)

866-948-9292

[gothamgrow.com](https://gothamgrow.com)